

**BREED CODES\***

AN – Angus	CH – Charolais	HH – Horned Hereford	MA – Maine-Anjou
AR – Red Angus	CS – Commercial Simmental	HO – Holstein	SP – Polled Shorthorn
BN – Brangus	DS – South Devon	HP – Polled Hereford	SS – Shorthorn
BR – Brahman	GV – Gelbvieh	LM – Limousin	TA – Tarantaise
CA – Chianina			

For a complete list of breed codes please see <https://www.naab-css.org/uniform-breed-codes>

\*Use “PB” if animal is purebred. Breed codes must be entered as fractions with a space between the fraction and breed code.  
(Example – **PB AN** or **3/8 AN 5/8 GV**)

**DAM DATA**

**Dam Productivity Codes** – Reason dam did not calve in a given season/year

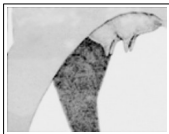
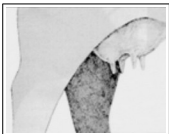

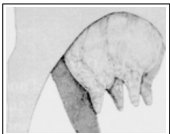






- 1 – Stillborn
- 2 – Aborted
- 3 – Not exposed to calve in given season/year
- 5 – ET Donor
- 6 – ET Recipient
- 7 – Exposed and failed to conceive – moved to next season
- 8 – Exposed and failed to conceive – moved to next year
- 9 – Exposed and failed to conceive – removed from herd
- 10 – Calving interval overlaps season (Dec-Jan) (Jun-Jul)
- 11 – Bred but sold, removed, or died prior to calving
- 12 – Cow calved – calf not found intact or at all

**Body Condition Score (BCS)** – for beef cows

- 1 – **Emaciated** – cow is extremely emaciated, no palpable fat over the backbone, loin edge, hipbones, or ribs.
- 2 – **Poor** – cow still appears somewhat emaciated but tail head and ribs less prominent.
- 3 – **Thin** – ribs are still individually identifiable, obvious palpable fat along backbone and over tail head.
- 4 – **Borderline** – individual ribs are no longer visually obvious. Some fat covers ribs, back bones, and hip bones.
- 5 – **Moderate** – cow has good overall appearance; fat cover over ribs feels spongy, palpable fat on either side of tail head.
- 6 – **High Moderate** – firm pressure needed to feel backbone of cow, high degree of fat palpable over ribs.
- 7 – **Good** – cow appears fleshy and obviously carries considerable fat, some fat around vulva and in crotch.
- 8 – **Fat** – cow very fleshy and over conditioned, large fat deposits over ribs, around tail head, and below vulva.
- 9 – **Extremely Fat** – cow obviously is extremely wastey and patchy, blocky appearance, bone structure no longer visible.

Scores recorded as a 2 digit number (99,57,11... etc). To be scored as close to calving as possible, ideally within 24 hours.

**Dam Udder Scores**

	9 – Very Tight	7 - Tight	5 – Intermediate/ Moderate	3 - Pendulous	1 – Very Pendulous/ Broken Floor
Udder Suspension					
	9 – Very Small	7 - Small	5 – Intermediate/ Moderate	3 - Large	1 – Very Large/ Balloon Shaped
Teat Size					

Graphics used courtesy of the American Hereford Association

## CALF DATA

**SireNbr (Sire Registration Number)** – If sire is not on file with ASA, calf breed composition must be entered. Please see the listing of breed codes and examples. Calves out of unregistered sires cannot be registered.

**Animal Tattoo** – To register an animal, the tattoo must contain the letter representing the year of birth

D – 2016	H – 2020
E – 2017	J – 2021
F – 2018	K – 2022
G – 2019	L – 2023

**TattLoc (Tattoo Location)** – The location of tattoo or brand on the animal

BE – Both Ears	LH – Left Hip
RE – Right Ear	LS – Left Shoulder
RH – Right Hip	LE – Left Ear
RS – Right Shoulder	LR – Left Rib
RR – Right Rib	

**Calf Sex\***

B – Bull  
S – Steer  
C – Heifer/Cow

*\*If male is castrated at birth use S for birth sex. If castrated at weaning or later designate S at yearling.*

**MBC (Multiple Birth Code)**

1 – Single	6 – Frozen ET
2 – Twin Same Sex	7 – ET Twin Same Sex
3 – Triplets	8 – ET Twin Opposite Sex
4 – Twin Opposite Sex	9 – Fresh ET

**Birth Weight Method**

T – Hoof Tape  
All other methods leave blank

**HD (Herd Unit)** – A single digit or letter (1-9 or A-Z) used to designate different contemporary groups at birth.

**Calf Removal Codes**

**Pre-Weaning**

20 – Born alive – Died Disease  
21 – Born Alive – Died Other  
22 – Died at Birth – Calving Difficulty  
23 – Died at Birth – Defect  
24 – Died at birth – Other  
25 – Other  
26 – Stillborn – Full Term

**Post-Weaning**

30 – Appearance  
31 – Color  
32 – Died – Disease  
33 – Died – Other  
34 – Failed to Conceive  
35 – Feet and Legs  
36 – Performance  
37 – Other  
38 – Temperament

**CE (Calving Ease)\*** – Indicates how easily calf was born

**Primary Code**

1 – Born Unassisted  
2 – Easy Pull  
3 – Hard Pull  
4 – Cesarean

**Secondary Code**

5 – Abnormal Presentation  
6 – Dead on Arrival  
7 – Premature

*\*Every calf should have a primary code (1 - 4) used first, for the genetic evaluation. Secondary codes (5-7) can be used to further describe the calving event. For example, if a calf was dead on arrival, report the appropriate primary code for calving difficulty (1 - 4) followed by a 6 for dead on arrival. Use 36 to indicate a hard pull and dead on arrival. Use a 25 to indicate an easy pull with an abnormal presentation.*

**AI – Breeding Method**

Y – AI Bred                      N – Pasture Bred

**H/P/S (Horned/Pulled/Scurred)**

H – Horned      P – Polled      S – Scurred

**Color**

R – Red      G – Grey      Y – Yellow  
W – White      B – Black

**Reg (Registration Request)**

Y – Register  
T – Register and transfer the registration certificate  
N – Reporting data, registration not requested

**Cert (Certificate)**

Y – Paper registration certificate will be printed  
N – Paper registration certificate will not be printed

## WEANING DATA

**Standard Age Window for Contemporary Grouping** – For genetic evaluation purposes, the ideal age for collecting weaning weights is 160-250 days, though weights on animals 60 days +/- the ideal range will also be included in the genetic evaluation.

-----

**MC (Management Code)** – Indicates supplemental feed

- |                    |                             |
|--------------------|-----------------------------|
| 1 – Dam only       | 3 – Without dam, bucket fed |
| 2 – Dam with creep | 4 – Twin or foster dam      |

**PU (Pasture Unit)** – A single digit or letter (1-9 or A-Z) used to designate calves managed in different groups, or environments, and thus were exposed to different conditions.

-----

### **Doc (Docility)** – Docility Grading Guidelines

- |  |   |
|--|---|
| 1 – <u>Docile</u> – Mild disposition. Gentle and easily handled.                   | 4 – <u>Flighty (Wild)</u> – Jumpy and out of control, quivers and struggles violently. May bellow and froth at the mouth.                       |
| 2 – <u>Restless</u> – Quieter than average, but may be stubborn during processing. | 5 – <u>Aggressive</u> – May be similar to score 4, but with added aggressive behavior, fearfulness, extreme agitation, and continuous movement. |
| 3 – <u>Nervous</u> – Typical temperament is manageable, but nervous and impatient. | 6 – <u>Very Aggressive</u> – Extremely aggressive temperament. Thrashes about or attacks wildly when confined in small, tight places.           |

---

## YEARLING DATA

**Standard Age Window for Contemporary Grouping** – For genetic evaluation purposes, the ideal age for collecting yearling weights is 330-440 days, though weights on animals 60 days +/- the ideal range will also be included in the genetic evaluation.

**FU (Feeding Unit)** – A single digit or letter (1-9 or A-Z) used to designate calves under different feeding regimes after weaning. (Example – Some bulls may have been on a high ration while others were not.)

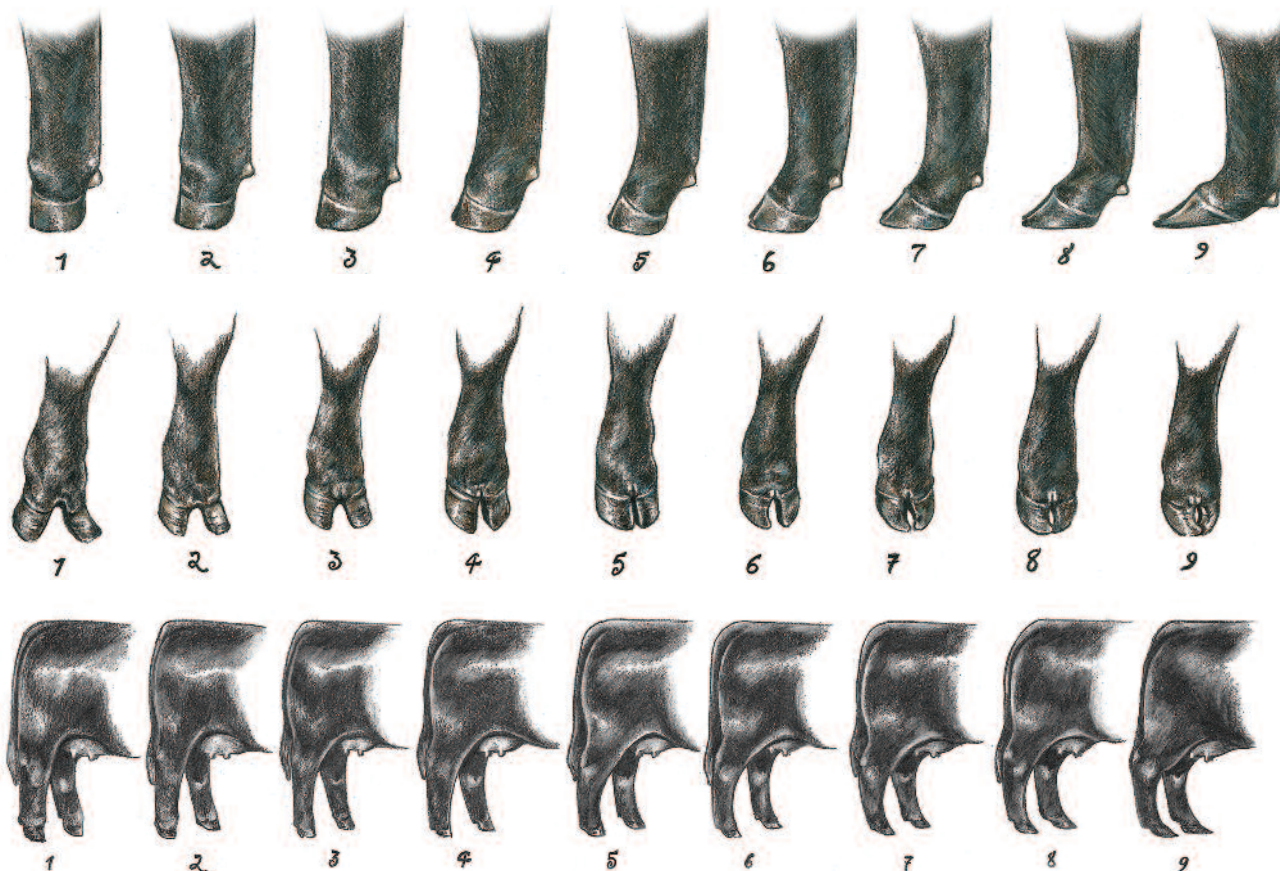
**Foot and Leg Scores** – See next page.

# Feet and Leg

**1. Hoof Angle** a description of the angularity that exists between the base of the hoof to the pastern. Can describe steepness, shallowness, and length of toe.

**2. Claw Shape** a description of the digital conformation with regard to shape, size, and symmetry. Can describe divergence and openness, or curling/crossing of claws.

**3. Rear Leg Side View** a description of the angularity that exists in the hock joint in relation to movement. Can describe straightness and rigidity, or overflexion of the hock joint.



Artwork by Amanda Raithel Art

## Guidelines recommended for feet and leg data collection:

- Score the three traits (Hoof Angle, Claw Shape, and Rear Leg Side View) on a 1 to 9 scale using the above rubrics.
  - If there is variation in conformation of hoof traits between front/rear or left/right, score the worst hoof.
  - Scores should be collected on all yearling bulls and heifers up to 18 months of age to capture whole contemporary groups. Reminder: animals that contemporary by themselves will not have their scores included in the evaluation.
  - Scores may be evaluated annually on mature cows (taken in conjunction with mature weights and body condition scores).
  - Score all animals prior to any hoof trimming.
  - Score animals on a level and hard surface, devoid of mud or grass to ensure an accurate appraisal.
  - Score all animals on the same day, from the same evaluator.
- Ultimately, feet and leg appraisal and data collection has a range of benefits, including training membership to become more aware of conformational differences and characteristics in the soundness of their cow herd and annual seedstock offering, building a more robust understanding of feet and leg traits as direct indicators of soundness and longevity, and building a data set for EPD development so all can benefit from more precise genetic selection.